

Local Authority	2002	2003	2004
Barnsley Metropolitan Borough Council	Good	Fair	Good
Bradford Metropolitan Borough Council	Good	Good	Good
Calderdale Metropolitan Borough Council	Fair	Fair	Good
Doncaster Metropolitan Borough Council	Fair	Fair	Good
East Riding of Yorkshire Council	Good	Excellent	Excellent
Kingston upon Hull (City & County of)	Poor	Poor	Poor
Kirklees Metropolitan Borough Council	Excellent	Excellent	Excellent
Leeds City Council	Good	Good	Good
North East Lincolnshire Borough Council	Poor	Weak	Weak
North Lincolnshire Council	Good	Good	Excellent
North Yorkshire County Council	Fair	Good	Good
Rotherham Metropolitan Borough Council	Fair	Weak	Fair
Sheffield City Council	Good	Good	Excellent
Wakefield Metropolitan Borough Council	Poor	Weak	Fair
York Council (City of)	Good	Good	Good

Source: Audit Commission, 2005.

The Comprehensive Performance Assessment (CPA) initiative is part of the Government's drive to modernise local councils and gives the country's local authorities one of five performance ratings. The CPA initiative is led by the Audit Commission and looks at a number of areas including, education, social care for adults and children, environment, housing, benefits, libraries and leisure, use of resources, core service and the council's ability to improve. The assessment combines the scores from each area to produce a picture of a council's performance as a whole.

The City of York Council and North Yorkshire County Council within the sub-region in 2004 were both rated as good; the City of York has been consistent over the past three years whereas the County Council has increased its performance from a fair to good rating.

District Council CPA results, 2004

District Council	2004
Craven District Council	Fair
Hambleton District Council	Excellent
Harrogate Borough Council	Fair
Richmondshire District Council	Fair
Ryedale District Council	Good
Scarborough Borough Council	Good
Selby District Council	Weak

Source: Audit Commission, 2005.

At a district level results are varied with three district councils achieving either good or excellent results whereas only Selby District Council was rated as weak.

Corporate Social Responsibility

Businesses with a mission or value statement incorporating responsible business practice

Area	% of Businesses with a mission or value statement incorporating responsible business practice
Yorkshire and Humber	42%
York and North Yorkshire	38%
The Humber	48%
South Yorkshire	38%
West Yorkshire	42%

Source: Yorkshire Forward/ CBI Survey of Regional Economic Trends, 2005

In 2005, as part of the Survey of Regional Economic Trends which Yorkshire Forward commissions with the CBI, 2,500 companies in the Yorkshire and Humber region and around 1,000 businesses outside responded to a self-administered postal survey.

37.9% of businesses in the sub-region stated that they had a mission or value statement which incorporates responsible business practice; this is lower than the regional average of 41.5%. This may reflect the small size of businesses within the sub-region and the likelihood of formal policies and plans.

**Progress in York and North Yorkshire 2006
Good Governance and Civic Participation**

Progress in York and North Yorkshire provides an overview of the economic, social and environmental situation in the York and North Yorkshire sub-region. The report mirrors Progress in the Region which is produced by Yorkshire Futures, the Regional Intelligence Network and follows the Advancing Together framework and high-level indicators produced by the Yorkshire and Humber Assembly, to provide an up-to-date assessment of the sub-region. This factsheet provides a summary of the key data and information from the Good Governance and Civic Participation chapter.

Good Governance

Good Governance involves the aspects of good decision-making, leadership and management at all levels of government which is accountable for transparent and democratic decision-making in the public sector. Progress in the Region stresses the difficulties in measuring good governance as it covers a wide area and lacks definition. However the following information will attempt to provide a picture for York and North Yorkshire.

Local Governance

Parish or Town Councils are the most local level of government in England. They are independent of other levels of local government, ie. District and County Councils, however they maintain a close working relationship with both.

The Quality Parish and Town Council scheme was launched in June 2003, following the publication of the Government's Rural White Paper, 2000. The scheme was designed to provide a benchmark minimum standards for parish and town councils and enable them to better represent the communities they serve. The scheme also aims to enhance relationships between local councils, principal authorities and community and voluntary sector organisations. The following table outlines the number of parishes with Quality Parish Council status.

Number of parishes with Quality Parish Council status by sub-region

Sub-Region	Quality Parish Council Status
The Humber	Hornsea Town Council, Beverley Town Council
York and North Yorkshire	Filey Town Council, Fairburn Parish Council Copmanthorpe Parish Council, Skipton Town Council
South Yorkshire	Cawthorne Parish Council, Bawtry Town Council Whiston Parish Council
West Yorkshire	Morley Town Council, Denby Dale Parish Council Oxenhope Parish Council, Shadwell Parish Council Holme Valley Parish Council

Source: Yorkshire Local Councils Associations/The East Riding and Northern Lincolnshire Local Councils Association, March 2006

Advancing Together Vision

Yorkshire and Humber will possess and portray the highest standards of governance in all sectors and at all levels, and the highest levels of civic participation in decision-making and community life.


We will promote good decision-making, leadership, and management; and actively encourage people, partnerships, and communities to play an active role in civic life. We will be committed to democratic, accountable and transparent decision making in the public sector, encourage the development of responsible corporate governance in the private sector, and support a well-run voluntary and community sector in playing a full role in policy making.

York & North Yorkshire Research Forum

York and North Yorkshire Partnership Unit
12 Clifton Moor Business Village
James Nicholson Link
Clifton Moor
York
YO30 4XG

Phone: 01904 477970
Fax: 01904 477977
Web: www.ynypu.org.uk

For the full version of Progress in York and North Yorkshire 2006 please visit:
<http://www.ynypu.org.uk/Research/PIYNY.stm>



Civic Participation

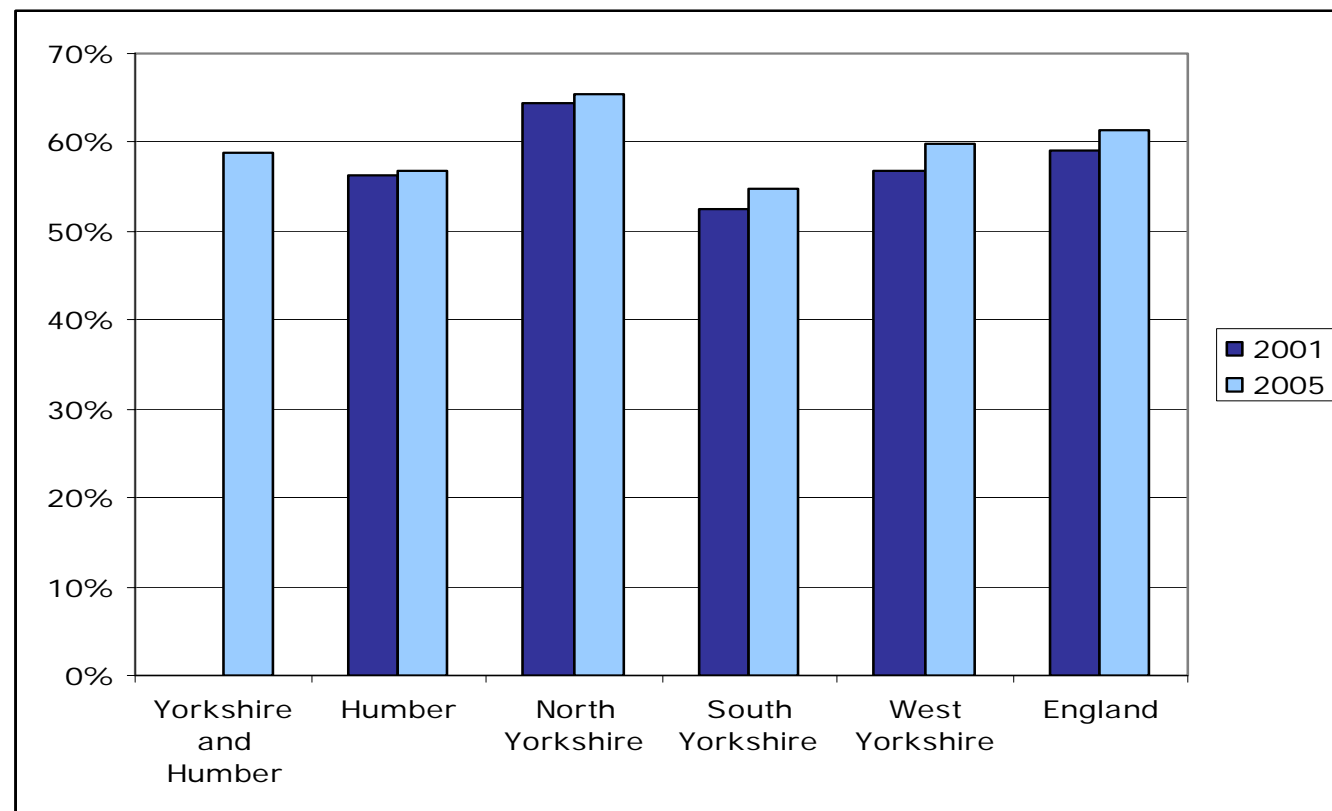
The Advancing Together framework stresses the importance of civic participation, in terms of making a contribution to the public sphere of society. This can involve engagement in democratic processes and civic institutions to influence policies and services that affect people's lives.

Election Turnout

Involvement in local elections is a key indicator of the level of civic participation. This is measured as the percentage of registered voters that place a vote in an election.

The following graph outlines the general election turnout for each of the sub-regions across Yorkshire and Humber, using figures published in Progress in the Region 2005. The figures show that in York and North Yorkshire there was a slight increase in turnout from 2001 (64.5%) to 2005 (65.4%) however this increase was experienced by all the sub-regions. York and North Yorkshire was the only sub-region to exceed both regional and national averages.

General Election turnout 2001 and 2005 by sub-region



Source: Progress in the Region 2005

Turnout in local elections is measured as the average turnout in those wards which had a contested election. The high turnout in 2001 is due to the local elections taking place on the same day as the general elections. These figures are outlined in the following table. Where there are no figures; there were no elections in the authority in that year.

Local election turnout in York and North Yorkshire, 1998 – 2004

Area	1998	1999	2000	2001	2002	2003	2004
Craven	40.6%	36.7%	36.9%	66.7%	41.9%	36.2%	52.9%
Hambleton	-	41.4%	-	65.9%	-	38.7%	-
Harrogate	30.4%	35.9%	33.7%	64.9%	39.6%	34.7%	55.5%
North Yorkshire County Council	-	-	-	64.6%	-	-	-
Richmondshire	-	42.8%	-	65.8%	-	39.7%	-
Ryedale	-	44.7%	-	67.4%	-	40.7%	-
Scarborough	-	34.2%	-	60.9%	-	31.0%	-
Selby	-	36.4%	-	64.6%	-	35.4%	-
York	-	36.7%	-	-	-	37.2%	-

Source: University of Plymouth, Local Elections Handbooks 1998 – 2004.

Participation Rates

The Voluntary and Community Sector (VCS) can include a wide range of organisations such as small-scale voluntary groups, community groups and charities. The sector is recognised as providing support to those who want to become involved with change in their local community. To continue the important role which the VCS sector provides, there is a need to ensure there is a continued involvement from volunteers and an available workforce.

The following table outlines information from the Acxiom National Lifestyle Survey which measures the overall participation in the local community. The analysis highlights high levels of participation across the sub-region. 10.3% of households have at least one adult who participate in the local community, this is higher than the Yorkshire and Humber and Great Britain figure. (The variable is a composite of the charity/voluntary work, improving local environment and community regeneration variables). Furthermore York and North Yorkshire exceeds regional and national averages across involvement in charity/voluntary work and improving the local environment.

Participation in local community outside of work by sub-region (%), 2004

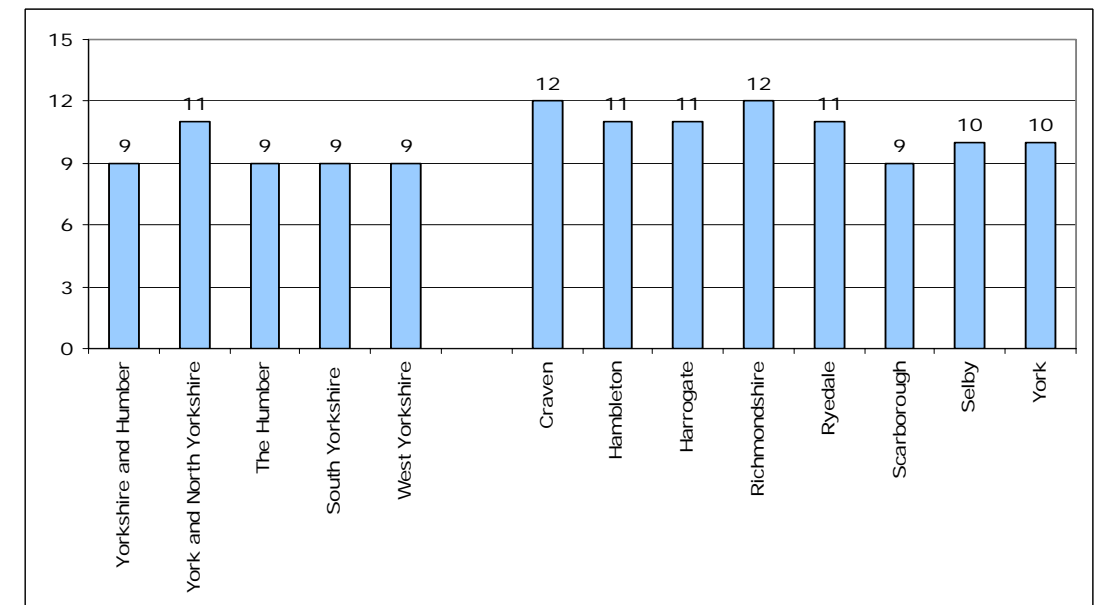
Area	Charity/voluntary work	Improving local environment	Community regeneration	Overall participation in local community
Great Britain	8.99	2.93	1.62	9.79
Yorkshire and Humber	7.39	2.47	1.74	8.33
The Humber	7.18	2.37	1.53	8.14
York and North Yorkshire	9.48	3.03	1.68	10.25
South Yorkshire	6.25	2.28	1.71	7.27
West Yorkshire	7.44	2.42	1.86	8.40

Source: Source: Acxiom, National Lifestyle Survey, 2004. © Acxiom UK Ltd, 2004. All rights in the data contained in this figure belong to Acxiom UK Ltd and may not be used or reproduced without the express permission of Acxiom UK Ltd.

Volunteering in Sport

Sport England has carried out the Yorkshire and Humber Sport and Physical Activity Participation Survey which provides a comprehensive overview of physical activity participation rates across the region. The survey highlights at a regional level that men are twice as likely as women to volunteer in sport at least once a week and that people in affluent social groups are significantly more likely to volunteer. At a sub-regional level York and North Yorkshire has the highest volunteer participation rate at 11%, this is higher than the regional average of 9%. At a local level Craven and Richmondshire have a significantly higher proportion of adults who volunteer in sport.

Percentage of adults (16+) spending at least one hour a week on voluntary work for



Source: Yorkshire and Humber Sport and Physical Activity Participation Survey, Sport England 2005